

PHOTOELECTRIC BEAM SENSOR



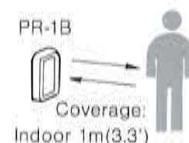
PR-1B

Indoor 1m(3.3')



NOT ONLY MOVING OBJECTS BUT ALSO MOTIONLESS OBJECTS CAN BE DETECTED.

Photoelectric beam sensor PR-1B incorporates near infrared direct reflective detection system and is designed to detect a moving or motionless human size object.



DIRECT REFLECTION SYSTEM WITHOUT REFLECTOR

Direct reflection system eliminates reflector unit that is necessary for current reflection type beam sensor.

CONVENIENT SENSITIVITY ADJUSTMENT

Sensitivity is adjustable to fit for installation sites. (Sensitivity is set at factory so that the sensor can detect human body 1m away.)

WIDE APPLICATION

PR-1B is usable in various applications where the detection of motionless objects is required.

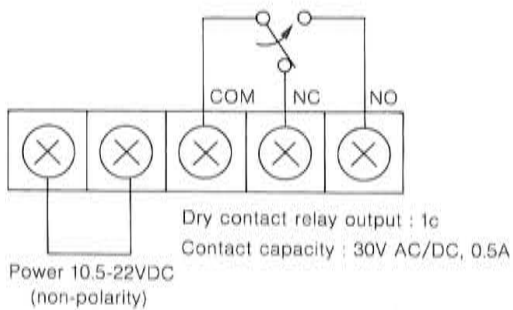
EASY INSTALLATION

Both a transmitter and a receiver are incorporated in one unit. This reduces installation time.

- * Slim and compact (23.5mm thickness of unit)
- * Terminal wiring
- * Flush mount is available with optional attachment BP-5B/BP-5D
- * Application further expands with optional L fitting BL-5.

PHOTOELECTRIC BEAM SENSOR

■ TERMINAL ARRANGEMENT



■ OPTIONAL

- Flush mount attachment
BP-5B (For simple flush mount, Metallic)



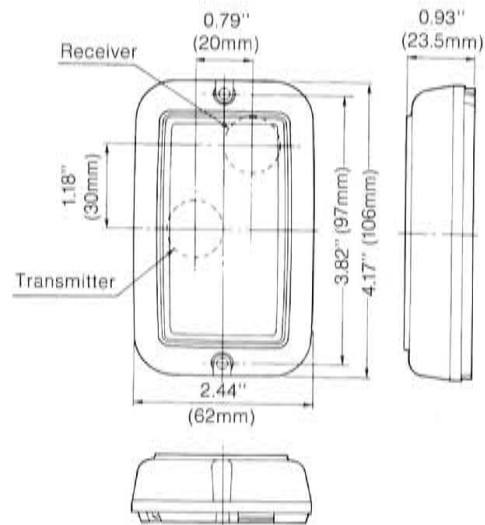
- BP-5D (For 3 outlet box, Metallic)



- L fitting
BL-5



■ EXTERNAL DIMENSIONS



■ SPECIFICATIONS

Photoelectric beam sensor	
Model	PR-1B
Detection system	Near infrared (Direct reflective detection of motionless objects)
Protection distance	1m(3.3') or less
Response time	100msec. or more
Alarm output	Dry contact relay output: 1c Contact activation: detection time+off delay (approx. 0.5sec.) Contact capacity: 30V AC/DC, 0.5A or less
Supply voltage	10.5V to 22V DC (non-polarity)
Current consumption	60mA or less (at 12VDC)
Ambient temperature range	-20°C to +50°C (-4°F to +122°F)
Mounting position	Indoor
Weight	Approx. 75g (2.6oz)
Appearance	ABS resin (off-white)

Note: The detector will not detect the following:

- 1) Extremely high reflective objects such as lustrous surfaced objects similar to mirror surface
- 2) Extremely low reflective objects
(ex.) Black wool overcoat, Muffler, Leather goods

Please note : Units should be tested on a regular monthly basis to keep normal function. This sensor is designed to detect intrusion and to initiate an alarm; It is not a burglary-preventing device, PULNiX is not responsible for losses caused by accident or theft.

LEAF 05-02R12-5

PULNiX

In Japan

Takenaka Engineering Co., Ltd
83-1, Gojo-sotokan,
Higashino, Yamashina-ku,
Kyoto 607-8156, Japan
Tel : 81-75-501-6651
Fax : 81-75-593-3816
<http://www.takex-eng.co.jp/>

In the U.S.

Pulnix Sensors Inc.
230 E. Caribbean Drive
Sunnyvale,
CA 94089, U.S.A.
Tel : 408-747-0100
Fax : 408-734-1100
<http://www.pulnixsensors.com/>

In Australia

Pulnix Sensors Inc.
Unit 16, 35 Garden Road,
Clayton, Victoria 3168,
Australia
Tel : 03-9546-0533
Fax : 03-9547-9450
<http://www.pulnixsensors.com.au/>

In the U.K.

Pulnix Europe Ltd.
Pulnix House, Aviary Court,
Wade Road, Basingstoke,
Hampshire, RG24 8PE, U.K.
Tel : 01256-475555
Fax : 01256-466268
<http://www.pulnix.co.uk/>