

# GHSLF Series

## Low Frequency Audible and Visible

24 VDC, 520 Hz square wave audible and fixed candela strobe

24 units per carton

### Applications

The GHSLF is a high quality, low profile, low frequency audible and visible appliance that offers a dependable audible and visual alarm. The GHSLF is ideal for any occupancy that requires notification appliances.

The GHSLF horn offers a 520 Hz square wave, temporal 3 tone. A jumper selection is available for normal or loud decibel tone. A temporal 4 pattern is available when used with the Gentex GTSM Synchronization Control Module. The GHSLF is available in a fixed 15, 110 and 177 candela strobe.

The GHSLF is shipped with a standard 4" metal mounting plate which incorporates the popular Super-Slide® feature that allows the installer to easily test for supervision. The product also features a locking mechanism which secures the product to the bracket without any screws showing.

The GHSLF also features the patented Checkmate® - Instant Voltage Verification feature which allows the installer to check the voltage drop and match it to the blueprint.

The GHSLF is listed to ANSI/UL 1971, ANSI/UL 464, CAN/ULC S525 and CAN/ULC S526, and is listed for use with fire protective systems and is warranted for three years from date of purchase.

### Standard Features

- Nominal voltage 24 VDC
- Unit Dimensions: 6-1/2" (16.5 cm) high x 5-1/2" (14.0 cm) wide x 2" (5.0 cm) deep
- Produces a 520 Hz square wave, temporal 3 tone
- Fixed candela options: 15, 110 and 177
- Jumper selection for normal or loud dBA
- Super-Slide® Bracket - Ease of Supervision Testing
- Checkmate® - Instant Voltage Verification
- Prewire entire system, install mounting bracket, then install signals
- Input terminals accept 12 to 18 AWG
- Synchronize horn/strobe with Gentex GTSM Synchronization Control Module
- Temporal 4 pattern available when used with Gentex GTSM Synchronization Module
- Temporal 4 520 Hz measured per ANSI/UL 2075
- Tamperproof re-entrant style grill and locking screw (optional use)
- Faceplate available in red or off-white
- Wall mount

Model	Part Number	Nominal Voltage (VDC)	Candela
GHSLF15R	904-0620-002	24 VDC	15 Cd
GHSLF15W	904-0618-002	24 VDC	15 Cd
GHSLF110R	904-0537-002	24 VDC	110 Cd
GHSLF110W	904-0536-002	24 VDC	110 Cd
GHSLF177R	904-0533-002	24 VDC	177 Cd
GHSLF177W	904-0532-002	24 VDC	177 Cd

R = Red Faceplate, W = White Faceplate. All units are plain (no lettering).

ALERT and FIRE bezels available for order.



### Product Listings



- ANSI/UL 1971 and ANSI/UL 464 Listed
- CAN/ULC S525 and CAN/ULC S526 Listed
- CSFM: 7135-0569:0148

### Product Compliance

- NFPA 72
- IBC/IFC/IRC
- Americans with Disabilities Act (ADA)
- Quality Management System  
is certified to: ISO 9001:2008

# GHSLF 24 VDC Series

## Low Frequency Audible and Visible Signal

Horn Decibel Levels: Reverberant Room (dBA)

Horn Mode	Minimum SPL at 10ft. Per ANSI/UL 464 (NORMAL)	Minimum SPL at 10ft. Per ANSI/UL 464 (LOUD)
Temporal 3 520 Hz	76.3 dBA	78.8 dBA
Temporal 4 520 Hz*	80.6 dBA	82.0 dBA

\* Temporal 4 520 Hz measured per ANSI/UL 2075

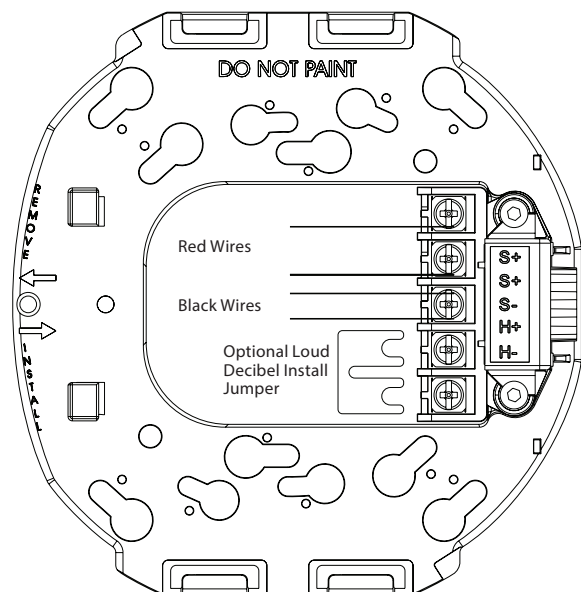
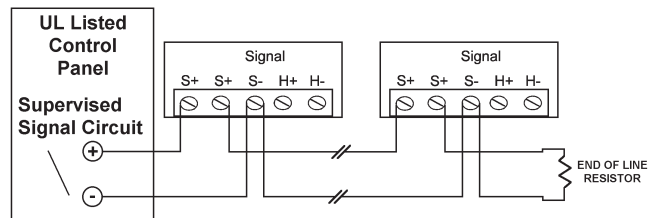
24 VDC Nominal Horn/Strobe Current Ratings (mA)

Horn/Strobe Current Ratings Over Input Voltage Range of 16-33V (mA)

Candela	Horn Mode	24 VDC Nominal Horn/Strobe Current Ratings (mA)		Horn/Strobe Current Ratings Over Input Voltage Range of 16-33V (mA)	
		24 VDC Operating Current (NORMAL)	24 VDC Operating Current (LOUD)	UL MAX Regulated 24 VDC Operating Current (NORMAL)	UL MAX Regulated 24 VDC Operating Current (LOUD)
15	Temporal 3 520 Hz	112.0 mA	144.0 mA	124.0 mA	182.0 mA
15	Temporal 4 520 Hz	158.0 mA	175.0 mA	195.0 mA	291.0 mA
110	Temporal 3 520 Hz	193.0 mA	223.0 mA	280.0 mA	326.0 mA
110	Temporal 4 520 Hz	241.0 mA	291.0 mA	384.0 mA	474.0 mA
177	Temporal 3 520 Hz	268.0 mA	293.0 mA	365.0 mA	393.0 mA
177	Temporal 4 520 Hz	337.0 mA	391.0 mA	427.0 mA	525.0 mA

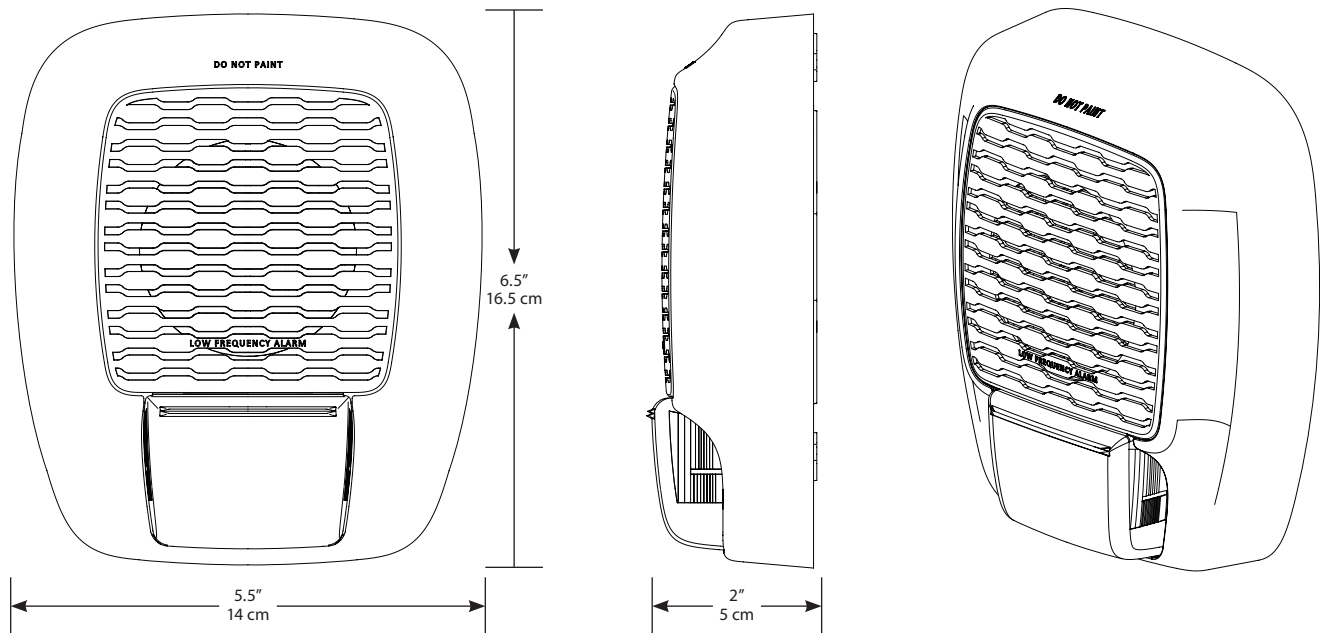
### Notes

- Operating temperature: 32° to 120°F (0° to 49°C)
- The GHSLF is not listed for outdoor use
- For nominal and peak current across ANSI/UL regulated voltage range for filtered DC power and unfiltered (FWR [Full Wave Rectified]) power, see installation manual
- The sound output for the temporal 3 tone is rated lower since the time the horn is off is averaged into the sound output rating
- This appliance is not recommended for use on coded or pulsing signaling circuits
- The four pulse temporal pattern (temporal 4) can only be obtained on this product when used in conjunction with the Gentex GTSM synchronization module
- See GTSM control module manual (550-0632, manual issue date (02-01-15) for synchronization module wiring diagrams. GTSM manual can be obtained at [www.gentex.com/fire](http://www.gentex.com/fire), or call Gentex Corporation at 1-800-436-8391



# GHSLF 24 VDC Series

## Low Frequency Audible and Visible Signal



### Gentex Super-Slide® Mounting Bracket

Allows the installer to prewire the system, test for system supervision, remove the signal head until occupancy, switch out Gentex signals without changing mounting brackets and has locking edge connector for snap-in-place installation.

### Gentex Checkmate® Instant Voltage Verification

It is often necessary to confirm the voltage drop along a line of devices. The access holes are provided in the back of the terminal block to allow the voltage to be measured directly without removing the device. Typically this would be done at the end of the line to confirm design criteria. Most measurements will be taken using the S+ and S- locations although access is provided to other locations. *Notice: Care should be taken to not short the test probes.*

### Architect & Engineering Specifications

The audible and visible appliance shall be Gentex model GHSLF. The appliance shall be listed with Underwriters Laboratories (ANSI/UL) for use with fire protective signaling systems (ANSI/UL 1971 and ANSI/UL 464) and with CAN/ULC S526 and CAN/ULC S525 with intended use in fire alarm systems. The GHSLF will produce a peak sound output of at least 75 dBA as measured in an anechoic chamber. The GHSLF shall also maintain a minimum flash rate of 1 Hz or up to 2 Hz regardless of power input voltage. The strobe appliance shall have an operating current of 365 mA or less for the 177 candela strobe circuit with the horn set at the NORMAL setting. The appliance shall be polarized to allow for electrical supervision of the system wiring. The unit shall be provided with a mounting bracket with terminals and barriers for input/output wiring and be able to mount to a single gang or double gang box or double workbox without the use of an adapter plate. The GHSLF shall be mounted on the wall. The unit shall have an input voltage range of 16-33 volts with either direct current or full wave rectified power at 24 VDC. The appliance shall be capable of testing supervision without disconnecting wires, verify voltage without removing unit and be capable of mounting to a surface back box.

**GENTEX**  
CORPORATION

Fire Protection Products Group | 10985 Chicago Drive | Zeeland, MI 49464  
gentex.com | Phone: 616.392.7195 | Toll-free: 800.436.8391 | Fax: 616.392.4219

GHSLF-01

**Important Notice:** These materials have been prepared by Gentex Corporation ("Gentex") for informational purposes only, are necessarily summary, and are not purported to serve as legal advice and should not be used as such. Gentex makes no representations and warranties, express or implied, that these materials are complete and accurate, up-to-date, or in compliance with all relevant local, state and federal laws, regulations and rules. The materials do not address all legal considerations as there is inevitable uncertainty regarding interpretation of laws, regulations and rules and the application of such laws, regulations and rules to particular fact patterns. Each person's activities can differently affect the obligations that exist under applicable laws, regulations or rules. Therefore, these materials should be used only for informational purposes and should not be used as a substitute for seeking professional legal advice. Gentex will not be responsible for any action or failure to act in reliance upon the information contained in this material. Gentex Corporation reserves the right to make changes to the product data sheet at their discretion.