




TALKAPHONE

# ETP-110 SERIES COMPACT CALL STATION SYSTEM



CALL STATIONS

THE ETP-110 ANALOG SERIES IS AN INDOOR, HANDS-FREE EMERGENCY PHONE FOR USE IN LOCATIONS SUCH AS: ELEVATORS, AREA OF RESCUE ASSISTANCE, STAIRWELLS, INDOOR CONTROLLED ACCESS AREAS, SENIOR CITIZEN HOUSING AND CORRECTIONAL FACILITIES.

#### COMPACT ANALOG CALL STATION

- Vandal resistant stainless steel faceplate and metal button
- Connects via analog phone lines or analog PBX extension lines
- Phone line powered: no power supply or battery backup needed
- Push button once to call, then speak hands-free
- LED indicators for hearing impaired
- Built-in auto-dialer can dial two numbers: if first number doesn't answer or is busy, dials second number
- Auto-answer allows security to monitor and initiate calls with emergency phone
- Automatically identify attendant of location of calling phone by recorded message. Digital display optional with ETP-TAL
- Aux input and output options
- Available in a variety of languages

GENERAL SPECIFICATIONS	ETP-110 Series
Construction:	0.09" [2.2mm] #4 brushed 304 stainless steel faceplate
Weight	6 lbs (2.7kg)
Mounting:	Flush and surface mounts
Communication:	2-way hands-free communication
Digit Capacity:	Up to 18-digits, including pauses, for each of two phone numbers
Dialing Speed:	Approximately 10 tones per second
Power Source:	Phone line powered (requires 20mA at 24 V off-hook)
Aux Input/Output	ETP-110EX option has one (1) auxiliary input and two (2) auxiliary output
Connection:	Parallel tip and ring connected to RJ11 connector for quick installation
Programming:	Non-volatile EEPROM programming can be done from any telephone. No battery backup is needed.
"On Time":	Programmable from 1 to 4270 minutes in 1-minute increments
Wiring Requirements:	1 twisted-shielded pair
Operating Temperature:	32°F to +158°F (0°C to +70°C)
Relative Humidity:	Up to 95% non-condensing

## Mounting Options

**ETP-110 and FM-110**  
Flush Mounting Box and  
Call Station



**ETP-110 and SM-110**  
Surface Mounting Box and  
Call Station

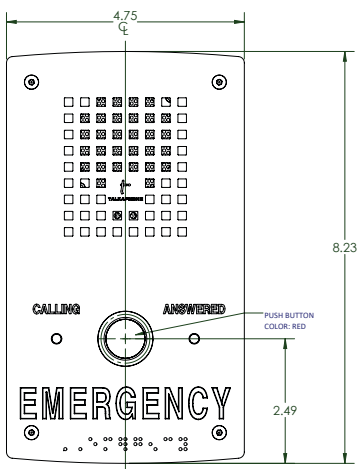


### TALK-A-PHONE CO. LIMITED WARRANTY

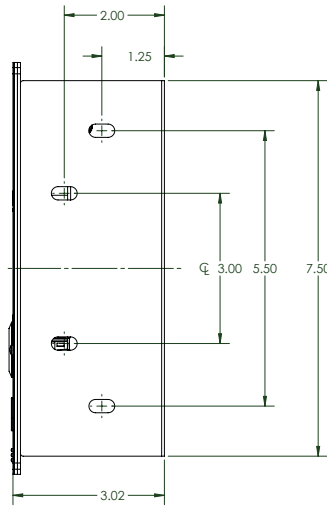
Talk-A-Phone Co. warrants Talk-A-Phone Emergency Phone, Wide-Area Emergency Broadcast System (WEBS®), and Area of Rescue equipment against any defects in material and workmanship, under normal use, for a period of twenty-four (24) months from date of installation, provided that Talk-A-Phone receives a completed "Installation Certification" certifying the date on which the system has been installed. An "Installation Certification" card is enclosed with every unit. In the event that no "Installation Certification" is received by Talk-A-Phone, the twenty-four (24) months will commence on the date of shipment by Talk-A-Phone. Warranty period for Models ETP-MT Tower, ETP-MT/R Radius Tower, WEBS-MT/R Radius Tower, WEBS-PM Pedestal Mount, and ETP-PM Pedestal Mount is five (5) years, under the same terms and conditions. Warranty period for Intercommunication Products is three (3) months, under the same terms and conditions. In the event this product is found by Talk-A-Phone to be defective within the warranty period, Talk-A-Phone's only obligation and your exclusive remedy, shall be the repair and/or replacement of any defective parts, provided the equipment is returned to Talk-A-Phone Co., 7530 N. Natchez Ave., Niles, IL 60714. It is expressly understood that Talk-A-Phone shall have no obligation to furnish labor, nor pay for the labor of any third parties, nor bear the expense of shipping defective products for repair. This warranty shall not apply if Talk-A-Phone determines that the defect was caused by improper use or installation, or damage caused to the equipment by others.

THIS WARRANTY GIVES YOU SPECIFIC LEGAL RIGHTS AND YOU MAY ALSO HAVE OTHER RIGHTS WHICH VARY FROM STATE TO STATE.

## DIMENSIONAL DRAWING

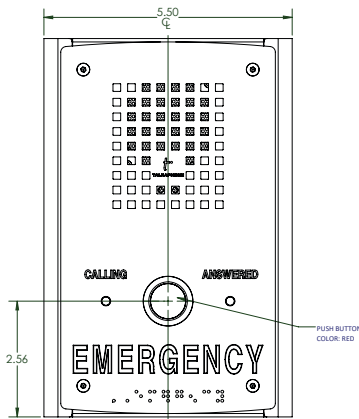


FRONT VIEW

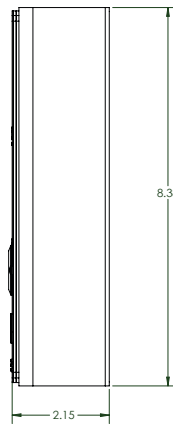


SIDE VIEW

**ETP-110E and FM-110**



FRONT VIEW



SIDE VIEW

**ETP-110E and SM-110**



**TALKAPHONE**

THE LEADERS IN SECURITY AND LIFE SAFETY COMMUNICATIONS

All dimensions are in inches and are provided for reference only.

## Mounting Options

FM-110	Flush Mount (includes a rough-in box)
SM-110	Surface Mount (enclosure comes standard painted black; custom colors available)