

ECC-LOC

Local Operator Console



External Remote Console

General

Firelite's ECC-LOC is an optional Local Operator Console that is compatible with the ECC-50/100(E) Emergency Command Center for fire protection applications and mass notification. It is part of a family of external remote consoles that allows for extending the ECC-50/100(E) display and control to remote locations within a building. It consists of a complete operator interface that is identical to the ECC-50/100 main console as well as a built-in microphone with a push-to-talk feature for ALL CALL paging. It is housed in a cabinet with a keyed or an optional thumb lock to prevent unauthorized access. The local operator console requires an external data bus connection, an external audio riser connection, and an external operator interface power connection (24 Volts DC) from the ECC-50/100 main console.

TYPICAL APPLICATIONS

- Schools
- Healthcare Facilities
- Factories
- Theaters
- Military facilities
- Restaurants
- Auditoriums
- Places of Worship
- Office Buildings
- Dormitories

Features

- Provides messaging status and control of the ECC-50/100(E) primary operator console.
- Complete operator interface that is identical to the ECC-50/100(E) that includes a built-in microphone for ALL CALL paging.
- UL 2572 (Communication and Control Units Mass Notification Systems).
- A maximum of eight ECC-LOC's can be connected to an ECC-50/100(E) primary operating console.
- Built-in microphone with push-to-talk feature that can be used for ALL CALL paging.
- Fourteen programmable message buttons that can be used to activate all speaker circuits remotely.
- Sturdy cabinet design with a keyed lock to prevent unauthorized access. Optional thumb lock available.
- Simple and straightforward user interface.

Electrical Specifications

PRIMARY POWER REQUIREMENTS:


Voltage 24VDC non-resettable power from the ECC50/100(E). External Operator Interface Power (Non-supervised).

See ECC-50/100(E) Product Manual P/N LS10001-000FL-E for standby and alarm current requirements as well as battery calculations.

Cabinet Specifications

Backbox: 19.0" (48.26 cm) high x 16.65" (42.29 cm) wide x 5.2" (13.23) deep.

Door: 19.26" (48.92cm) high x 16.821" (42.73cm) wide x 670" (1.707cm) deep.



Trim Ring (TR-CE): 22.00" (55.88 cm.) high x 19.65" (49.91 cm.) wide

Shipping Specifications

Weight: 18.44 lbs (8.36 kg).

Agency Listings and Approvals

The listings and approvals below apply to the basic ECC-50/100(E) Fire emergency voice evacuation system. In some cases, certain modules may not be listed by certain approval agencies or listing may be in process. Consult factory for latest listing status.

UL Listed S2424.

CSFM: 7300-0075:0227

FDNY: COA #6152.

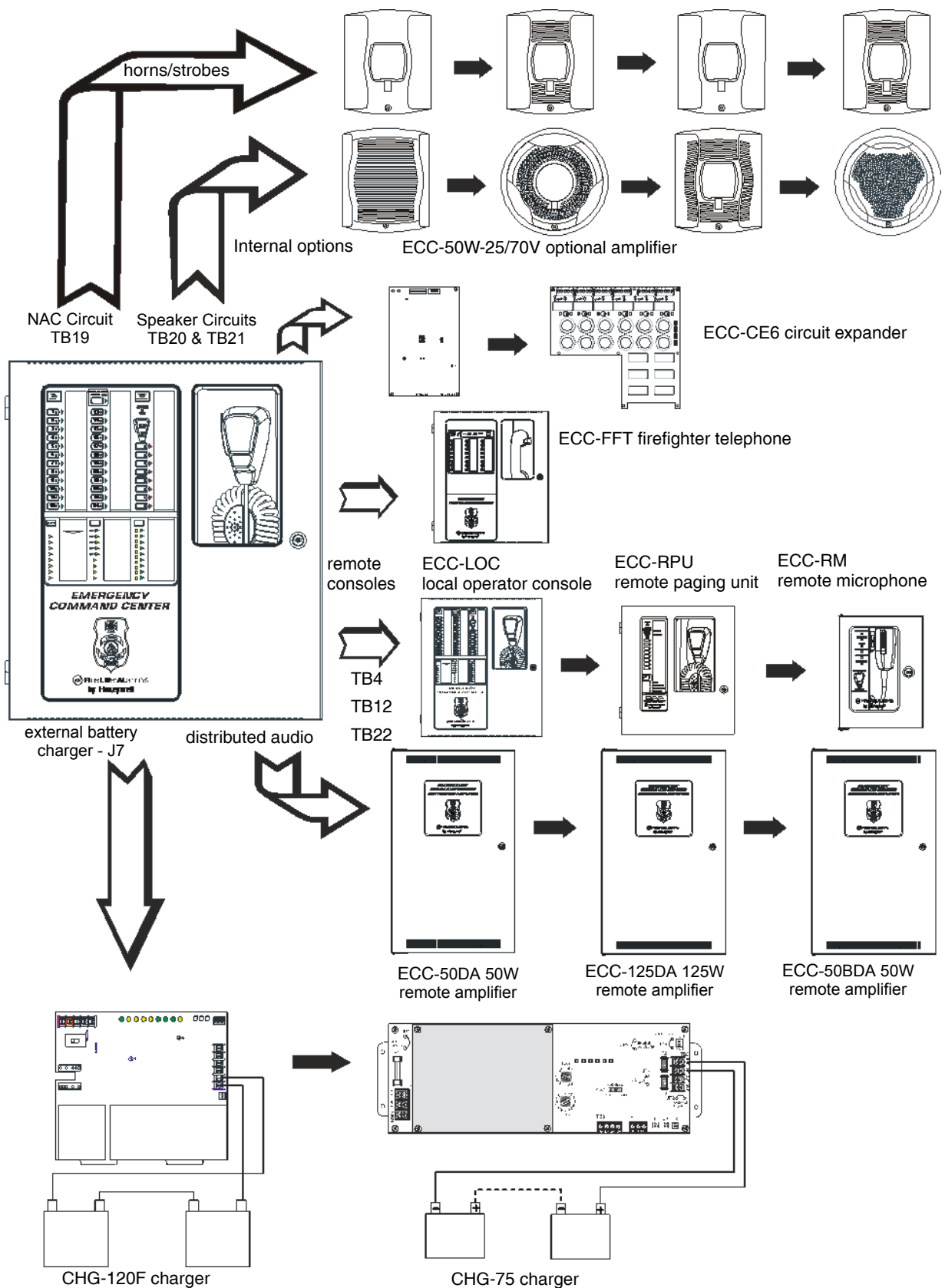
Standards and Codes

The ECC-LOC complies with the following UL Standards and with NFPA 72 Fire Alarm system requirements.

UL S2424.

UL 2572.

Compliant with UFC 4-021-01.



ECC-50/100(E) Emergency Command Center (Possible Configurations)

Control and Indicators

PUSH BUTTON CONTROLS

- All Call
- MNS Control
- System Control
- Speaker Select 1-24
- Message Select Buttons 1-8
- Diagnostic Select
- Trouble Silence
- Console Lamp Test

LED STATUS INDICATORS (VISIBLE WITH DOOR CLOSED)

- Fire System Active (green)
- MNS Control (green)
- System Control (green)
- System in Use (green)
- Speaker Zone 1-24 Active (green)
- Speaker Zone 1-24 Fault (yellow)
- OK to Page (green)
- Microphone Trouble (yellow)
- Message 1-8 Active (red)
- Message 1-8 Fault (yellow)
- Remote Amplifier 1-8 Fault (yellow)
- LOC/RPU/RM 1-8 Fault (yellow)
- LOC/RPU/RM 1-8 Active (green)
- Main Console Fault (yellow)
- AC Power (green)
- Ground Fault (yellow)
- Charger Fault (yellow)
- Battery Fault (yellow)
- Data Bus Fault (yellow)
- NAC Fault (yellow)
- NAC Active (green)
- System Trouble (yellow)
- Audio Riser Fault (yellow)

LED STATUS INDICATORS (VISIBLE WITH DOOR AND DRESS PANEL OPEN)

- Speaker Volume Control Fault (yellow)
- Option Card Fault (yellow)
- Amplifier Over Current Fault (yellow)

Product Line Information (Ordering Information)

ECC-LOC: Local Operator Console (Complete user interface).


ECC-50/100: (Primary operating Console) 50 Watt, 25VRMS single speaker zone emergency voice evacuation system, Integral microphone, built in tone generator and 14 recordable messages. *Please refer to the data sheet DF-60734 for more information.*

ECC-50/100E: Export version (Primary operating Console) 50 Watt, 25VRMS single speaker zone emergency voice evacuation system, Integral microphone, built in tone generator and 14 recordable messages. *Please refer to the data sheet DF-60734 for more information.*

ECC-CE6: Speaker Circuit/Zone Expander Module.

ECC-50W-25V: 25V, 50 watt audio amplifier module. Adding a second speaker circuit increases the total ECC-50/100 power output to 100 watts or can also be used as a backup amplifier.

ECC-50W-70V: 70V, 50 watt audio amplifier module. Adding a second speaker circuit increases the total ECC-50/100 power output to 100 watts or can also be used as a backup amplifier.



ECC-XRM-70V: 70V Transformer conversion module for 70V operation.

ECC-RPU: Remote Page Unit Hand held microphone, 14 message buttons. *Please refer to the data sheet DF-60761 for more information.*

ECC-RM: Remote Microphone only. *Please refer to the data sheet DF-60760 for more information.*

ECC-50DA: Distributed (Remote) Audio Amplifier, 50 watts. *Please refer to the data sheet DF-60763 for more information.*

ECC-125DA: Distributed (Remote) Audio Amplifier, 125 watts. *Please refer to the data sheet DF-60763 for more information.*

ECC-50BDA: Distributed (Remote) Audio Amplifier with backup, 50 watts/100 watts at 25Vrms or 70Vrms. *Please refer to the data sheet DF-60763 for more information.*

ECC-50WBU: Expander card for ECC-BDA remote amplifier for 100 watt primary/50 watt backup operation. *Please refer to the data sheet DF-60763 for more information.*

ECC-50DAE: Export Version. Distributed (Remote) Audio Amplifier, 50 watts. 240 VAC, 50 Hz. *Please refer to the data sheet DF-60763 for more information.*

ECC-125DAE: Export Version. Distributed (Remote) Audio Amplifier, 125 watts. 240 VAC, 50 Hz. *Please refer to the data sheet DF-60763 for more information.*

ECC-CE4: Distributed Audio Speaker Circuit/Zone expander module.

ECC-FFT: Fire Fighter Telephone System. *Please refer to the data sheet DF-60765 for more information.*

FPJ-F: Remote Phone Jack.

FHS-F: Fire Fighters Remote Handset.

FHSC-RF: Fire Fighters Handset Cabinet Recessed.

FHSC-SF: Fire Fighters Handset Cabinet Surface Mount.

MMF-300: Addressable Mini-Monitor Module.

I300: SLC Line Isolation Module.

TR-CE: Optional Trim Ring. 17.624" high (44.77 cm) x 16.0" wide (40.64 cm).

CHG-75: 25 to 75 ampere-hours (AH) external battery charger.

CHG-120F: 25-120 ampere-hours (AH) external battery charger.

ECC-MICROPHONE: Replacement microphone only.

BAT-1270: Battery, 12volt, 7.0AH (Two required).

BAT-12120: Battery, 12volt, 12.0AH (Two required).

BAT-12180: Battery, 12volt, 18.0AH (Two required).

THUMBLTCH: Optional Thumb Latch. (Non UL listed).

Temperature and Humidity ranges

This system meets NFPA requirements for operation at 0-49° C/32-120° F and at a relative humidity 93% ± 2% RH (non-condensing) at 32°C ± 2°C (90°F ± 3°F). However, the useful life of the system's standby batteries and the electronic components may be adversely affected by extreme temperature ranges and humidity. Therefore, it is recommended that this system and its peripherals be installed in an environment with a normal room temperature of 15-27° C/60-80° F.

Optional Accessories

TR-CE: Optional Trim Ring. 17.624" high (44.77 cm) x 16.0" wide (40.64 cm).

Wiring Requirements

See Product manual part number: LS10028-000FL-E for detailed wiring requirements.

©2014 by Fire•Lite Alarms. All rights reserved. Unauthorized use of this document is strictly prohibited.



This document is not intended to be used for installation purposes.
We try to keep our product information up-to-date and accurate.
We cannot cover all specific applications or anticipate all requirements.
All specifications are subject to change without notice.



Made in the U.S. A.

For more information, contact Fire•Lite Alarms. Phone: (800) 627-3473, FAX: (877) 699-4105.
www.firelite.com