



INSTALLING THE BW-CONNECTOR IN 4 EASY STEPS




Step 1

Open up the customer's side of the Telephone Network Interface as shown above. Instead of removing any of the existing wiring from the screw terminals, you simply run a 4 conductor wire from the alarm panel and proceed to Step 2,



Step 2

Insert the 4-conductor alarm wire into the BW header terminals R, T, R-1 and T-1. Remove the jumper wire from the female socket. Plug the male end of the BW into the socket, and plug the male interface jumper wire into the BW female socket. You have completed your line seizure connection without any splices required.



Step 3

As you can see, there is plenty of space to tuck in the BW Connector, and have plenty of room for the other wires.



Step 4

Just close the Interface enclosure, and you are all done!

The BW Connector provides you with a simple, clean and quick method of making the Alarm to Phone Line connection. With the BW Connector, the Phone Company has a very easy way of troubleshooting the phone line. This eliminates unnecessary service calls that occur when the Phone Company services the line and removes your spliced connection. Line seizure is accomplished quickly and easily. Keep ahead of the competition by saving time and money with Better Way Products. The BW Connector... "It's about time".

BETTER WAY PRODUCTS

1-888-906-2669

BENSALEM, PA

Visit our website, www.bwconnector.com for additional information

Or email us at info@bwconnector.com

TRY SOMETHING NEW & REDUCE SERVICE CALLS



Shown Above: The BW-1 installed in a typical network interface

MAKE YOUR ALARM/TELEPHONE CONNECTION IN LESS THAN 1 MINUTE!

It is now possible for any alarm installer to quickly make the phone line connection without removing any of the customer's existing wiring from the interface screw terminals in order to obtain line seizure. The BW Connector works with any alarm panel.

- *Quick easy connection between any alarm panel and the Telephone Network Interface!*
- *No more chicklets, tape or crimps, because you simply plug it in without removing any wires!*
- *Simply run your 4 conductor to the Network Interface and connect that wire to the header of the B-W Connector, and plug it in!*
- *There is no need to remove any wires from the screw terminals in order to have line seizure!*
- *Simple and easy re-connection by Phone Company or Homeowner whenever service or testing of the phone line is necessary!*
- *Eliminate Phone Line Related Service Calls Forever!*
- *Change the line you are connected to by simply moving the plug to different interface jack*
- *Two Styles available for all types of Network Interface Enclosures*

THE BW-CONNECTOR... "It's about time"



BETTER WAY PRODUCTS

P. O. BOX 991

BENSALEM, PA. 19020


215-633-9740

1-888-906-2669 (TOLL FREE)

WEBSITE: WWW.BWCONNECTOR.COM

EMAIL: INFO@BWCONNECTOR.COM

THE BW-2 FOR THE "NEW STYLE INTERFACE"



Shown Above: The BW-2 installed in the "New Style" Telephone Network Interface

MAKE YOUR ALARM/TELEPHONE CONNECTION IN LESS THAN 1 MINUTE!

It is now possible for any alarm installer to quickly make the phone line connection without removing any of the customer's existing wiring from the interface screw terminals in order to obtain line seizure. The BW Connector works with any alarm panel.

- Quick easy connection between any alarm panel and the Telephone Network Interface!
- No more chicklets, tape or crimps, because you simply plug it in without removing any wires!
- Simply run your 4 conductor to the Network Interface and connect that wire to the header of the B-W Connector, and plug it in!
- Loosen the screw terminals and insert the color-coded spade lugs to make the connection.
- Simple and easy re-connection by Phone Company or Homeowner whenever service or testing of the phone line is necessary!
- Eliminate Phone Line Related Service Calls Forever!
- Change the line you are connected quickly and easily with no splices necessary.
- Several Styles available for all types of Network Interface Enclosures



BETTER WAY PRODUCTS

P. O. BOX 991

BENSALEM, PA. 19020

215-633-9740

1-888-906-2669 (TOLL FREE)

WEBSITE: www.lineseizure.com


EMAIL: INFO@BWCONNECTOR.COM

THE BW-CONNECTOR: SAVE TIME & ELIMINATE SERVICE CALLS

There is a new product that is now available that provides the alarm installer with a quick and easy method of making the alarm/telco connection inside of the network interface. With the development of the BW Connector, it is now possible to make your phone line connection without removing or even touching the wires on the screw terminals of the network interface. This means that it is no longer necessary to make a splice inside of the network interface that may later become disconnected by the local Telephone Company.

troubleshooting or testing the line, and then simply plug it back in. Since there is only 1 male and 1 female connector on each device, it is impossible to plug it in incorrectly. Now you can eliminate annoying and unnecessary phone line related service calls.

Better Way Products has also developed the BW-2, which is used on the new style interface enclosure that Bell Atlantic started using in early 1999. Mainly seen in Eastern Pa. and South Jersey, this interface does not have the built in jumper wire. The BW-2



In this photo you can see that there is a 4 conductor wire, coming from the alarm panel, that is connected to the header of the **BW -1Connector**. The terminals are clearly marked **(R) (T) (R-1) and (T-1)**.

You simply unplug the jumper cord that is built into the interface, and plug in the **BW-1** male connector into the interface. Then you plug the interface jumper cord into the **BW-1** female connector, and you are done.

Line seizure in less than 1 minute!

Using this product will save you and your installers lots of time. On a cold snowy day, would you rather twist together brittle wires and make a splice, or simply plug something in that is quick and easy?

The other important benefit is that whatever changes or additions are made to the wiring on the screw terminals by the homeowner or the phone company, your alarm connection will not be affected in any way. You will always have line seizure and upload/download capability.

When the local Phone Company has to "service" the customer's line, they can easily disconnect the BW Connector while

makes connecting the alarm system simple and easy in the new style interface enclosure as well.

The device can be used in conjunction with the RJ-31-X jack and cord, or actually in place of the RJ-31-X jack and cord, which is what many dealers are doing. It still may be wise to provide an inside disconnect point for your customers if a panel malfunction occurs.

There is a very informative website that shows actual installation photos of the BW-1 and BW-2 in the different types of Network Interface Enclosures. The site can be found at www.bwconnector.com.



BETTER WAY PRODUCTS
P.O. BOX 991 BENSALEM, PA. 19020
215-633-9740 OR 1-888-906-2669 (TOLL FREE)
Email: info@bwconnector.com