



Overview

- Snap track mountable relay modules.

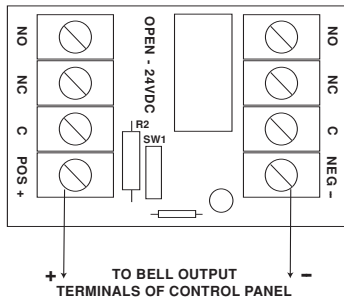
Specifications

- 12VDC or 24VDC operation.
- 5 amp/220VAC or 28VDC DPDT contacts.
- Current draws: 75mA.

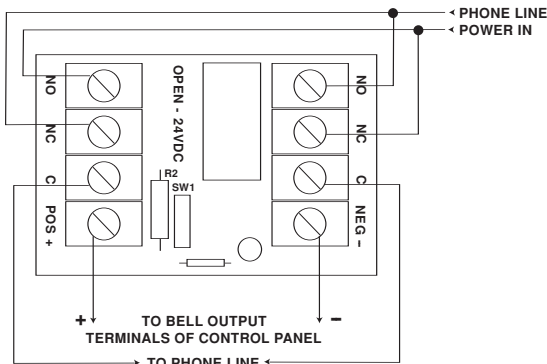
- Snap track mountable (order part # ST1).
- Board Dimensions (approximate):
2.75"L x 2"W x 1"H

RB1224 Application Drawings

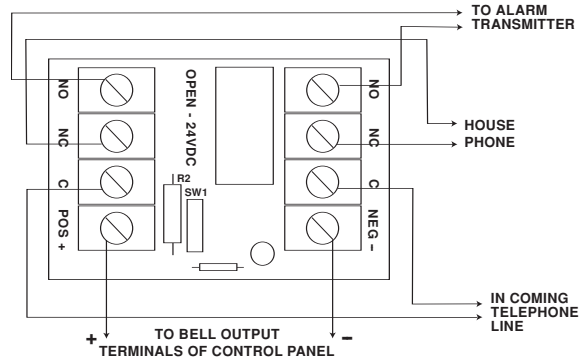
Dry Contacts



Polarity Reversal



Line Seizure



Latching Dry Contacts

