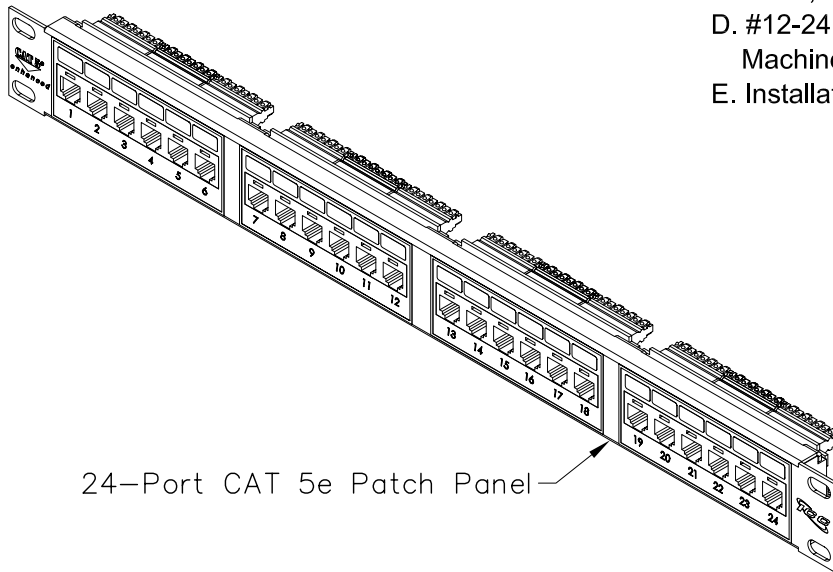


# 24-Port Category 5e Patch Panel

## PRODUCT SPECIFICATION

### Package includes:

- A. 24-Port CAT 5e Patch Panel, 1 pc
- B. 6" Cable Tie, 5 pcs
- C. TIA-568A 1~24 Paper Port Identification Label, 1 pc
- D. #12-24 x 5/8" Pan Head, Pilot Point Machine Screw, 4 pcs
- E. Installation Instructions, 1 sheet



24-Port CAT 5e Patch Panel

### Features and Benefits:

- Rack mounted CAT 5e component rated patch panel provides excellent performance for data networks requiring maximum speed and bandwidth
- Enhanced crosstalk cancellation reduces return loss and improves performance by rejecting noise and unwanted signals
- Exceeds ANSI/TIA/EIA-568-B.2 Category 5e connecting hardware requirements
- Engineered to provide 110 IDC termination reducing installation time
- Includes both TIA-568A and TIA-568B color wiring diagrams
- Backwards compatible to all lower rated category components
- Designed to fit all standard 19" racks and cabinets
- 1 rack mount space (RMS)
- Used with ICPCS5 and ICPCS9 CAT 5e patch cords and ICACSPDT00 110 punch down tool
- Installation instructions #MSR-0268 included
- UL listed

### PATCH PANEL, CAT 5E, 24-PORT, 1 RMS

ITEM NO. ICMPP0245E

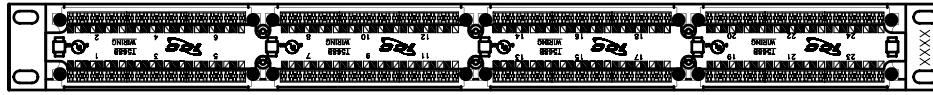
REV. A

DWG NO. PSMPP0245E

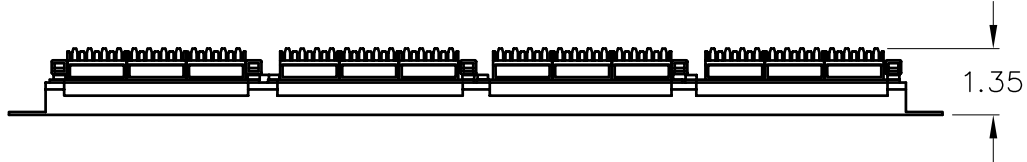
PAGE NO. 1



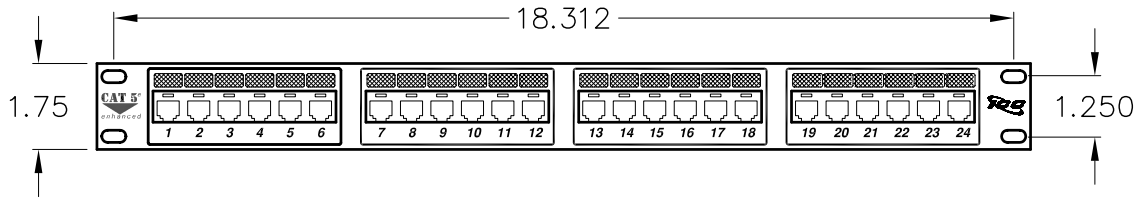
CUSTOMER CARE / TECHNICAL SUPPORT \* CSR@ICC.COM / 888-ASK-4-ICC (275-4422) \* 16800 Edwards Road, Cerritos, CA 90703 \* Phone 562-356-3111 \* Fax 562-356-3100 \* www.icc.com



19.00



1.35



18.312

1.75

1.250

**NOTE: UNLESS OTHERWISE SPECIFIED**

1. 24-PORT CAT 5E PATCH PANEL:

A. MATERIAL:

- 24-PORT PATCH PANEL: 16 GA CRS
- JACK HOUSING: ABS, UL 94V-0
- SPRING WIRE: SQUARE SPRING WIRE, TEMPERED PHOSPHOR BRONZE
- 110 CONNECTOR: COPPER ALLOY, 100 MICRO INCHES OF BRIGHT SOLDER  
OVER 100 MICRO INCHES OF NICKEL UNDERPLATE
- GOLD RATING: 50 MICRO INCHES OF GOLD OVER 100 MICRO INCHES OF NICKEL

B. SURFACE FINISH: BLACK POWDER COAT

C. MECHANICAL:

- MATING FORCE: 100 GRAMS MIN/CONTACT  
TEMPERATURE RANGE: -40°~150°F (-40°~66°C)
- PLUG RETENTION IN JACK: 30 LBS (133N) MIN

D. ELECTRICAL:

- CURRENT RATING: 1.5 AMP DC
- D.C. RESISTANCE: .1 OHM MAX
- CONTACT RESISTANCE: 5 MILOHMS

RJ-45	110 CONNECTOR	UNIVERSAL WIRING	
		T568B	T568A
5	1	WHITE/BLUE	WHITE/BLUE
4	2	BLUE	BLUE
1	3	WHITE/ORANGE	WHITE/GREEN
2	4	ORANGE	GREEN
3	5	WHITE/GREEN	WHITE/ORANGE
6	6	GREEN	ORANGE
7	7	WHITE/BROWN	WHITE/BROWN
8	8	BROWN	BROWN

CAT 5e CONNECTING HARDWARE REQUIREMENTS										
FREQUENCY (MHz)	1.0	4.0	8.0	10.0	16.0	20.0	25.0	31.25	62.5	100
NEXT LOSS (db)	65.0	65.0	64.9	63.0	58.9	57.0	55.0	53.1	47.1	43.0
FEXT LOSS (db)	75.1	63.1	57.0	55.1	51.0	49.1	47.1	45.2	39.2	35.1
RETURN LOSS (db)	35.0	35.0	35.0	35.0	35.0	34.0	32.0	30.1	24.1	20.0
INSERTION LOSS(db)	0.10	0.10	0.10	0.10	0.20	0.20	0.20	0.20	0.30	0.40

UL US FILE NO. 125268

<b>PATCH PANEL, CAT 5E, 24-PORT, 1 RMS</b>		<p>Premium Products Proven Performance Competitive Prices</p>	
ITEM NO.	ICMPP0245E		REV. A
DWG NO.	PSMPP0245E		PAGE NO. 2

CUSTOMER CARE / TECHNICAL SUPPORT \* CSR@ICC.COM / 888-ASK-4-ICC (275-4422) \* 16800 Edwards Road, Cerritos, CA 90703 \* Phone 562-356-3111 \* Fax 562-356-3100 \* www.icc.com